

MACH 2



MACH 2

STEERING REVERSIBLE TWIN-TRACK TRACTOR



The Mach 2, equipped with rear rubber tracks and 20-inch front tyres, widens the current Mach range, the AC tractors with rubber tracks, which have been designed for use on sloping terrains where constant grip, traction, stability and safety are paramount. The unique tractor's configuration allows for easy and safe operation even on steep slopes, enabling manoeuvres that would be impossible for any other vehicle equipped with conventional tyres. The Mach 2 is a unique all-rounder that can suit any farmer's needs and do even the toughest jobs quickly, safely and efficiently.



ERGONOMICS & COMFORT

The spacious driving position is easy to access and protects the operator. The operating station is suspended on **silent-block**, which absorb vibrations and dampen noise. The on-board instrumentation is elegant, functional and intuitive: backlit anti-reflection screen for nighttime use; "on-off" information system; digital tachometer and PTO rev counter; and electro-hydraulic pushbutton controls. The lighting equipment, integrated into the mudguards, is comprised of reflecting parabolic optical assemblies, which offer a wide range of illumination covering the roadway, the equipment, and the surrounding field.



RGS™: two sides of the same coin

RGS™ Rev-Guide System, is the AC reversible driving system on a rotating turret which inverts the driving direction in just a few seconds in order to work efficiently with towed or frontal equipment. Simply turn the seat/steering wheel/dash/pedal assembly 180° for an identical, but reverse, driving direction.



MACHINE AND TOOL

The integrated lifting - hydraulic system - PTO assembly can mount a large variety of implements at both the front and rear. The lift is a single group with vertical cylinders, featuring a 3-point hitch, a pump and an independent hydraulic system. The large and rear lift, featuring a great lifting capacity, is fitted with extendible bars and width-adjustable snap-on hooks (Cat. 1 - Cat. 2). The clutch of the PTO with an electro-hydraulic progressive engagement command features a safety button for preventing involuntary starting and stopping the engine with the PTO engaged.



STARLIGHT* CABIN

The StarLight cab features a spherically curved, simple and essential design. Thanks to its airtight seals and integrated hinges, it has no projecting parts and can therefore penetrate the narrowest rows without damaging flowering plants or fruit. The front and rear windows offer full visibility of equipment and the roadway. The ventilation system features a rapid front windscreen defogging system. The acoustic comfort is similar to that of a car due to the internal layer of sound-absorbing material on the cabin walls.

TRANSMISSION AND GEAR BOX

The Mach 2 mounts large, extraordinarily reliable, smooth engaging clutches that do not require adjustment thanks to the hydraulic control which recovers the play caused by wear over time. The gears have a helical profile: 32 speeds, 16 FW and 16 RV, with a synchronised inverter that can be engaged even when the tractor is moving.


e-DRIVE* TRANSMISSION

The *e-DRIVE* reverse shuttle with control lever under the steering wheel comes in handy for operations involving back and forth movements in rapid succession, such as loading and unloading of material with forklifts, loaders or snow blades. The driver is assisted by an electronic system, which enables him to operate the tractor under the safest conditions without ever taking his hands off the steering wheel.

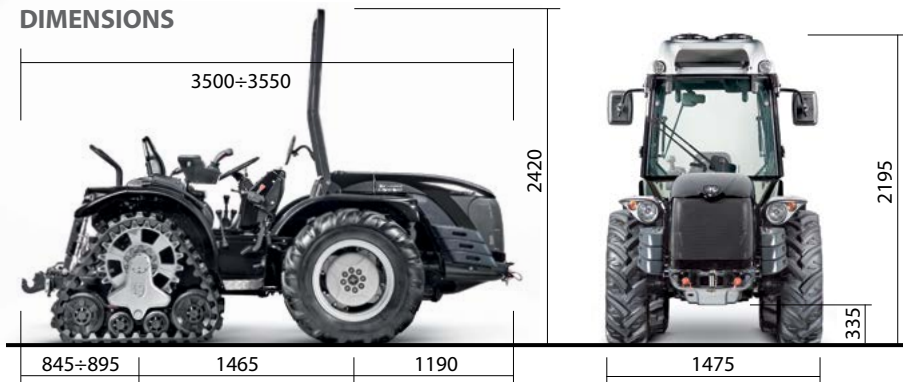
ELECTRO-HYDRAULIC JOYSTICK*

The *JPM™ proportional joystick* allows practical operation of the lift and the front and rear hydraulic quick-couplers. It also adjusts the oil flow towards the hydraulic connectors and lift, thus assuring total control of speed and movements of the attached implement. Many different functions, always within easy reach, are easy to use thanks to the colored buttons arranged in a logical sequence on the joystick.

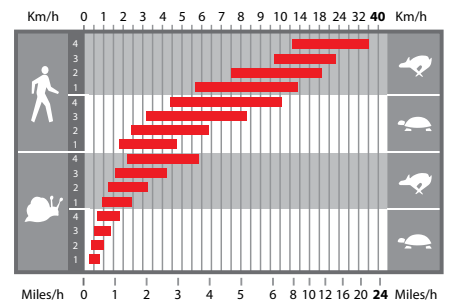
*optional



DIMENSIONS



SPEED



TECHNICAL DATA: Mach 2



Chassis	"ACTIO™" – Full chassis with oscillation • 2 rear tracks and 2 front steering wheels • Reversibility RGS™	
Engine Type	Diesel direct injection with counter rotating weight system	
	Emissions Regulations: Stage 3A	N° Cylinders: 4 - 16 Valves • Turbo
	Displacement (CC): 3319	Power kW/HP (97/68/CE): 64/87
	Maximum engine revs: 2500	Torque max (Nm/revs): 286,7/1850
	Cooling: Water	Tank Capacity (litres): with roll bar 60 - with cab 50
Transmission	Synchronised 32 speed gear box: 16 forward and 16 reverse with synchronised inverter Road approval 35 Km/h	
PTO	Rear, independent and Synchronised at 540/540E rpm with progressive electrohydraulic engagement	
Shaft	Profile 1" 3/8 with 6 splines with facilitated engagement	
Transmission clutch	Hydraulic control	
Drive disengagement	Electrohydraulic control on the front	
Rear hydraulic lift	With 3 point hitch- Capacity (Kg): 2300	
Operating Pressure (bar/psi)	160	
Steering	Hydraulic with 2 pistons	
Brakes	Standard: hydraulic front and rear disk brakes in oil bath, Independent emergency and parking brake: band type on transmission	
Platform	Suspended on Silent Block	
Tyres	11.2 R20	
Weight in order of speed:	with roll bar: 2950	with cab: 3100
Standard Features	<ul style="list-style-type: none"> • Reversible control tower • Rear or front/rear differential lock with electrohydraulic control • Hydraulic system with 2 separate hydraulic pumps • Adjustable steering wheel • Adjustable lifting arms with quick release laterally moving couplings • Front foldable protection roll bar with slow-dampened spring • 2 lever ancillary rear hydraulic system • Rear adjustable height tow hitch • Front tow hitch • Multifunctional digital instrument Km/h and PTO • Battery • Battery isolation switch • Electrical power point • Safety starting device on the inverter and PTO • Accelerator with suspended pedal 	
Optional	<ul style="list-style-type: none"> • StarLight cab with air conditioning system and window on the roof, suspended on Silent Blocks; activated carbon filter on request • Electrohydraulic e-DRIVE transmission with reverse shuttle under the steering wheel and range shift • ESC > Electronic Speed Control: electronic and automatic speed and engine rev control device • Lift and hydraulic quick couplers controlled by "Proportional" Joystick • UNIFLEX hydraulic suspension • Hydraulic power lift with electronic draft and position control with DAMPING • Support with six front ballast weights • Hydraulic third hitch and vertical tie-rod with electro-hydraulic control • Up to five types of hydraulic system with a maximum of 11 hydraulic quick couplers • Rear balancing ballast • Pneumatic seat • Slider tow hitch • Front bullbar • Front lamp guards • Clean FIX™ > reverse flow fan for constant cleaning of the radiator and of the front grille of the bonnet 	

The description and illustrations in this brochure are provided simply for information purposes; they are not binding and may be varied at any time without notice

ANTONIO CARRARO SPA
Via Caltana, 24 35011
Campodarsego Padova ITALY
info@antoniocarraro.it
antoniocarraro.com

COD. 4 7318 148 - 01/2014