

# 85SB



Concrete solutions. Always.

**Engine 4TNV98CT**

**Engine power 53,7 kW - 73,0 HP**

**Operating Weight 8.300 kg**

 **EUROCOMACH®**

# 85SB

Operating weight (with rubber track)	kg	8.300
Operating weight (with steel track)	kg	8.620
Travelling speed(AUTO TWO SPEED)	km/h	1 <sup>a</sup> : 0 ÷ 2,6 / 2 <sup>a</sup> : 0 ÷ 5,2
Slew speed	rpm	10

## ENGINE

Type	YANMAR 4TNV98CT - STAGE 5	
Power (2.100 rpm)	kW - HP	53,7 - 73,0
Displacement	cc	3.319
Number of cylinders	n°	4
Cooling	water	
Consumption	lt/h	10,5
Alternator	V (A)	12 (80)
Battery	V (Ah)	12 (100/900)

## HYDRAULIC SYSTEM

Circuit Type	Load Sensing system with "Flow Sharing" control valve with 10 elements	
Pump type	1 LS hydraulic variable pump with electronic control + 1 gear pump	
Pump displacement	cc	84 + 9
Pump capacity	lt/min	185 + 20
Max. circuit calibration pressure	bar	290 - 200 - 35
Auxiliary Flow (max pressure): AUX 1 main high flow simple or double effect AUX 2 double effect AUX 3 double effect	lt/min (bar)	100 / 100 (200) 90 / 80 (290) 60 / 40 (290)

## PERFORMANCES

Max digging depth standard arm (optional arm)	mm	3.800 (4.150)
Max dumping height with cab standard arm (optional arm)	mm	5.220 (5.470)
Bucket breaking force (standard arm) ISO 6015	daN	5.850
Arm breaking force (standard arm) ISO 6015	daN	4.350
Traction force	daN	7.960
Ground bearing pressure with rubber tracks	kg/cm <sup>2</sup>	0,41
Max slope	60% - 30°	

## DIMENSIONS

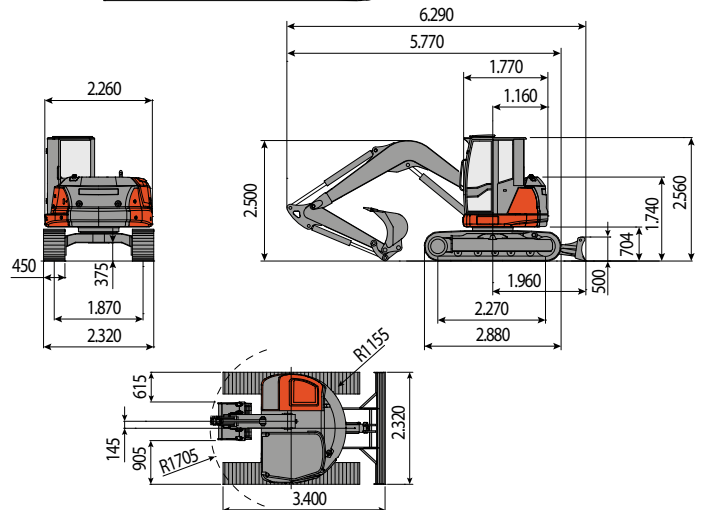
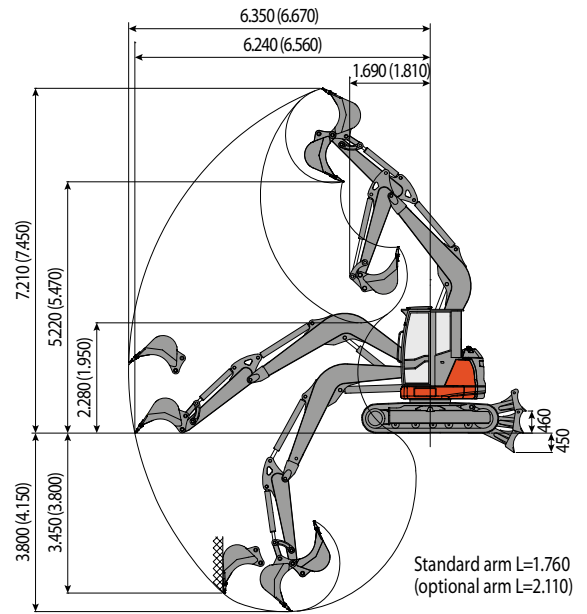
Maximum width	mm	2.320
Total height	mm	2.560
Rear rotation radius	mm	1.155
Digging arm length std (optional)	mm	1.760 (2.110)
Tracks width	mm	450
Rollers number (for each side)	n°	5/1 (rubber track) 6/1 (steel track)

## FILLINGS

Fuel tank	lt	105
Hydraulic oil tank	lt	90
Hydraulic circuit capacity	lt	120
Cooling system capacity	lt	25
Engine oil	lt	10

## CONTROLS

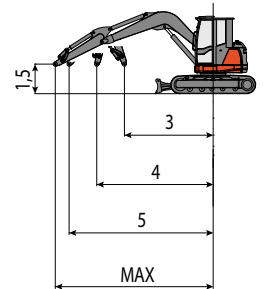
Boom, dipper stick, bucket and turret swing	2 pilot joysticks
Tracks movement (included counter rotation)	2 pilot levers
Dozer blade	pilot lever
Auxiliary circuit main high flow with latch AUX 1 (simple or double effect)	electroproportional switch on right joystick
Auxiliary circuit AUX 2 (double effect)	electroproportional switch on right joystick
Auxiliary circuit low flow AUX 3 (double effect)	electroproportional switch on left joystick



## LIFTING CAPACITY

Opening arm from the rotation's center (m)  
Lifting capacity (kg) at 1.5 m height

	3	4	5	MAX
Frontal and lowered dozer blade	4270	3130	2540	2390
Frontal and lifted dozer blade	3282	2070	1485	1340
Lateral	2859	1827	1292	1140



The lifting capacity is based on the ISO 10567 and it does not exceed more than the 75% of static tipping load or more than the 87% of the hydraulic lifting capacity of the machine.

 **EUROCOMACH®**