



SRX 10900 R



Our aim is the same as always:
to make the most beautiful tractor in world!

A handwritten signature in black ink, which appears to read "Antonio Carraro".

When I was a child...

i was so excited every time I saw a tractor. My grandfather owned an Antonio Carraro and watching it, I dreamed of having one, too. When I was only a child I daydreamed about the future of my life: the only certainty was that i would not have had a boring existence. I imagined an interesting job, my own family. A nice home, a car.

Maybe a motorcycle and a tractor. One day I opened my heart and bought an Antonio Carraro. I owed it to myself...and to my grandfather.



ERGIT





R SERIES


The ultimate specialists

There are farmers who work in extreme situations: inaccessible hillsides, rough terrain, narrow orchard rows, sweltering greenhouses. And the SRX are their ideal tractor.



In over 110 years of activity, Antonio Carraro has developed vehicles for specialised agriculture that have radically changed the working methods used in orchards and on hillsides.

Right from its launch, the Ergit 100 Series represented a new concept of tractor, designed specifically for farmers working in extreme conditions. It combines high-level performance with a functional design, all contained within compact dimensions. With the R series, Antonio Carraro takes another leap forward, updating its engines to the highest technological standards, while also improving the comfort of the driving position and the ergonomic design of the controls, bringing them up to the level of an open field tractor. All this while maintaining the compact dimensions that characterise the range and the tough good looks typical of this thoroughbred Italian marque.





SRX: the super-specialist articulated tractor

The SRX is a super-specialised tractor which can work in confined spaces, between rows of crops, in orchards, vineyards, greenhouses, and on flat or sloping terrain. The configuration of the TRX - reversible isodiametric tractor with an articulated chassis - makes for peerless agility and handling. Its low centre of gravity ensures top class stability. Thanks to the constant, ground-hugging grip ensured by the overhung engine and four-wheel drive, the SRX is stable in all situations.

The reversible driving position makes this tractor extraordinarily versatile, enabling a whole new approach to working procedures and allowing the use of a wide range of implements for greenhouse work, pruning, spraying, harvesting, towing and materials handling. Ergonomic controls, combined with the reversible driving position, greatly simplify operation, reducing operator stress and fatigue to a minimum.







MULTIFUNCTIONALITY: multiple machines in one

The SRX is a multipurpose machine: although a highly specialised tractor, the possibility to easily change the track width and the operating configuration make it adaptable to all working environments. The integrated lift/Pto/hydraulic system means that various types of implement can be attached to the front or rear 3-point linkage. Fork-lift, pruner, sprayer, shredder— these are just a few of the implements that can be used with the SRX.

The possibility to change between different tyre sets, each with its own distinctive tread pattern, makes this tractor adaptable to all types of terrain. Dimensions and clearances are ideally suited to working in the most confined spaces.








ACTIO™:

the exclusive chassis by Antonio Carraro


ACTIO™, the AC Full Chassis with Oscillation, consisting of a solid cast-iron frame fixed to the axles and housing the tractor transmission, has a central pivot allowing longitudinal oscillation of up to 15 degrees. The two halves of the tractor follow the contour of the terrain independently, assuring stability and traction at all times. The constant grip of the tyres ensures all the engine power is transferred to the ground, increasing performance and safety. With the ACTIO™ chassis, the engine overhangs the frame to achieve a low centre of gravity and a weight distribution of 60% on the front axle and 40% on the rear. However, when an implement is attached to the rear linkage, the weight is distributed equally, with 50% on each axle.



TRADITIONAL TRACTOR



AC TRACTOR



PLUS

- + **Stability:** low centre of gravity and four-wheel drive
- + **Safety:** peace of mind in all operating conditions
- + **Comfort:** driving position centred over chassis pivot point
- + **Manoeuvrability:** reduced turning radius
- + **Grip:** equal weight distribution
- + **Traction:** four driven wheels always firmly in contact with the ground






RGS™ :

the two-ended tractor

RGS™ (Rev-Guide System) is the AC reversible driving system on a rotating turret; it allows you to invert the driving direction in just a few seconds for efficient operation with rear or front mounted implements. The operator simply turns the seat/steering wheel/dash/pedal assembly through 180° to obtain a new driving position.

If the tractor is equipped with a joystick, all the auxiliary controls remain in an ergonomic position. The RGS™ system is an integral part of the tractor's multifunctional character, simplifying use and improving operating precision and quality.





PLUS

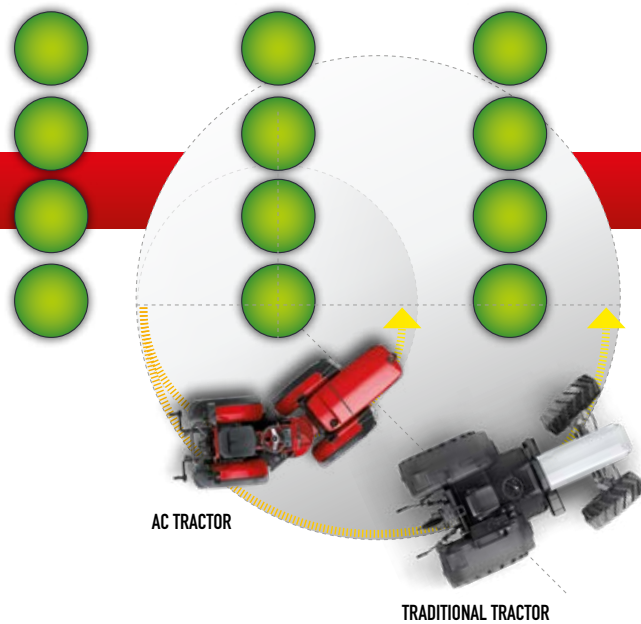
- + **Comfort:** simple and intuitive RGS™ system, with dual controls
- + **Implement visibility:** driving position located in the centre of the tractor in all situations
- + **Versatility:** greater productivity



STEERING:
precise and tight

AGILITY PRECISION SPEED

Wheelbase, low overall width and articulated chassis all combine to give excellent agility between crop rows. The hydraulic power steering, smooth and sensitive, guarantees precision manoeuvres even in the toughest conditions: on slopes, between crop rows, in farm buildings.





SAFETY:

full compliance with the Mother Regulation

From January 2018, a new standard, known as the "Mother Regulation", has unified all the structural and construction criteria for every tractor produced in Europe. Antonio Carraro has taken this opportunity to enhance the new R Series with numerous additional features designed to guarantee the safety of the operator and also to improve comfort and the user experience.

These features include an improved roll-bar, which can now be raised and folded without the aid of any tools, and the addition of two new rear-view mirrors (one per side), positioned in line with the roll-bar. The controls are now colour coded according to function: red to shut off the engine, orange for driving and parking, yellow for the power take-off and dark colours for the hydraulic system and linkage.







SAFETY

Safety, however, is always top priority for AC: low centre of gravity, constant traction, stability, efficient braking, protection of the driving position — these are some of the so-called “active” safety features. These are combined with “passive” safety elements, such as the quality of the components, the design, the choice of environment-friendly engines.

The braking system, comprised of four oil-immersed disc brakes with hydraulic control, requires no adjustment and guarantees a modulated braking action even stopping suddenly. Thanks to the high standards reached, the tractor is type-approved for a maximum speed of 40 km/h.

The electrohydraulic differential locks, rear or simultaneous on both axes, prevent wheel slip to maintain traction at all times. Cab and roll-bar are designed and tested to protect the operator in the event of the tractor overturning.



COMFORT:

the equal of an open field tractor

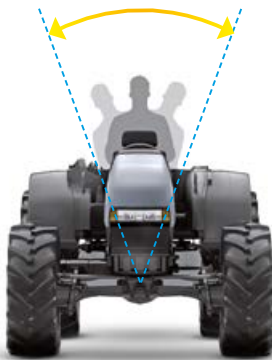
From the streamlined, nimble styling to the easily accessible driving position, where we find re-imagined controls, storage compartments and a comfortable seat with mechanical or air suspension: everything on the R series is designed to ensure maximum comfort for the operator, who can now enjoy a driving position equivalent to that of a large open field tractor.



STABILITY



TRATTORE AC



TRATTORE TRADIZIONALE





The on-board instrumentation is elegant, convenient and user-friendly: backlit anti-glare screen for night working, on-off information system, digital tachometer and PTO rev counter, and pushbutton electro-hydraulic controls. The lighting system, incorporated in the mudguards, features parabolic reflector units for a longer view of the track ahead, the implement and the surrounding area. Servicing is quick and easy thanks to the fully-opening bonnet and easily removable engine compartment side panels and battery cover.



Longer platform

The result of a major innovation and design process, the driving position of the new R Series is simply fantastic.

The platform is the product of in-depth research into the working conditions of the specialised agricultural operator. The dimensions of the platform have been increased so as to make it easier to work with the reversed driving position, and the transmission tunnel has been lowered to give more legroom. The longer wheelbase, a natural consequence of the longer platform, improves driving comfort while reducing pitching movements during road transfer and increasing stability on slopes.

Special care has gone into the choice of materials to reduce vibration to minimum and increase acoustic and thermal insulation of the driving position, while also isolating it from the transmission. The silent block platform mountings have been enlarged to ensure they continue to perform well over time.



Bonnet dimensions unchanged

A meticulous engineering study has enabled us to install the larger Stage 3B engines in the same space as the previous propulsion units. The dimensions of the bonnet are unchanged, making the vehicle easy to operate in confined areas while maintaining good forward visibility.

The engine compartment is easy to inspect thanks to the wide opening bonnet. The cooling pack hinges outwards to facilitate engine maintenance. For applications where the front grille frequently gets blocked with debris (such as haymaking, flail mowing or defoliation), the ACS (Automatic Cleaning System) reversible flow fan is available.



*optional





New controls layout

The controls and, in particular, the levers have undergone an extensive ergonomic design process to improve operating efficiency.

The optional e-Drive transmission eliminates the shuttle and range control levers from the central transmission tunnel, thereby further improving operator comfort. The pedals have been made larger and shaped to make them easier to use with safety footwear.

Steering turret and dashboard

The result of in-depth research into operator posture, the dashboard is tapered and shaped to leave plenty of room for the drivers knees and to avoid restricting the legs when working on rough terrain or slopes. The fuse compartment, diagnostics socket and brake fluid reservoir are all located on the top of the dashboard. The battery disconnect switch, integrated and well-protected, is always within easy reach.

We have also positioned the Cruise control switches around the multifunction panel; with these you can set and call up two engine speeds, which, depending on the gear engaged, correspond to two specific travel speeds. We also find the buttons for disengaging four-wheel drive and for activating the power take-off.

The multifunction panel is comprised of a central display that communicates with the engine via the CAN Bus, providing information on speed, fuel consumption, diagnostics and other parameters.

Seat

The tilt-adjustable steering wheel is complemented by the comfortable, reversible seat. Equipped with retractable seat belts, it is also available in a pneumatic version, with continuous adjustment of height and driver weight between 50 and 130 kg.

Both the folding roll bar and cabbed versions are equipped with a number of useful storage compartments for your phone, keys and other items.





TRACTOR AND IMPLEMENT:

technology in harmony

The three-point linkage, hydraulic system and power take-off are all devised to meet the requirements of a wide range of implements and have been re-designed to increase operator comfort and reduce working stress.

The rear lift is a single unit with vertical cylinders, equipped with a dedicated pump and hydraulic system; available also in an electronic version, it allows the implement to follow the contours of the terrain without bumps and jolts. It is equipped with extendable bars and adjustable quick couplings (Cat. 2). At the rear of the tractor we find a 7-pole trailer socket and a 3-pole socket.

The front lift (optional) provides the possibility for combined operations using front and rear implements, but does not alter the profile of the bonnet when not in use.





POWER LIFT

Auxiliary rear hydraulic remotes with 3 distributors (2 double acting and 1 single acting), 1 oil reflow.



3-POINT LINKAGE

Adjustable lifting arms with Cat. 2 and Cat. 1* quick coupling with adjustable width.



RAISED 3-POINT HITCH

For a lifting geometry favourable to the adjustment of the implements.



PTO LEVER

This command selects the PTO shaft in independent or synchronised mode.



CONTROL TO KEEP PTO RUNNING

This control keeps the PTO engaged and running even when the operator leaves the seat.



POWER TAKE-OFF

PTO shaft with operating ranges 540/540E and standard.





WORKING EQUIPMENT

At the rear of the R Series SRX, everything is designed to improve operator comfort, thanks also to a number of key features:

- » New attachment and increased extension for the hydraulic top link
- » Lift arms with adjustable length and adjustable hooks as standard
- » Work light (optional)
- » Hydr. service couplers integrated in the mudguards
- » Folding licence plate holder(on versions with roll bar) for working under canopies
- » Very narrow track width (down to 1060 mm)

Hydraulic system with two load sensing pumps with independent circuits and heat exchanger



VERSATILITY






DIFFERENTIAL LOCKS CONTROL

The front and rear differential lock prevents slipping and optimizes traction. The front traction disengagement is useful when working on delicate grounds.



ELECTRONIC LIFT CONTROL*

Electronic position and draft control of the linkage with integrated maximum lifting height, rate of drop and damping control. Located in a control console including a lid that can be opened.



HYDRAULIC VERTICAL LIFT ROD AND TOP-LINK*

Hydraulic lift rod and top link to allow adjustment from the driving seat.



HYDRAULIC SYSTEM

Auxiliary rear hydraulic remotes with 2 double-acting (1 floating) and 1 single-acting distributors, plus 1 oil reflow with 6 rear hydraulic outlets + 2 double-acting with 4 electriccontrolled mini-outlets.

Electro-proportional* hydraulic system controlled by joystick with double driver safety system and integrated control unit with user-adjustable settings - 12 rear quick couplings. External lifting control.

PLUS

- + **Practicality:** easy attachment of Pto driveshaft
- + **2-speed Pto:** optimum engine speed at all times
- + **Functionality:** smooth, gradual Pto engagement
- + **Durability:** protection of Pto shaft
- + **Comfort:** less stress for the operator



DAMPING

The Damping system, which is fitted as standard equipment and, when activated, compensates for stresses transmitted from the mounted implements, thereby increasing comfort while protecting both driver and machine from possible harm.





OPTIONAL



FRONT LIFT

Used together with the bullbar and 1 double-acting distributor, it allows all the frontal equipment to be used.



PTO

- Gearbox with PTO 540-1000 rpm
- Gearbox with PTO 540-540S rpm



ELECTRONIC LIFTING

Electronic lifting at controlled position and effort with damping for road transfer.

**FABRIC GRAMMER SEAT**

Air suspension with load display
- reclining backrest - lumbar support.

**PNEUMATIC SEAT**

Latest generation with air springs.

**HEADLIGHT GRILLES**

Protecting the light assemblies, they also make
the bodywork look more appealing.

**BULLBAR**

Tubular steel guard protecting the
bodywork; integrates the third-point for the
front lift.

**FRONT BALLAST**

Perfectly integrated into the bodywork of
the tractor; it does not alter the wheelbase or
dimensions of the tractor.

**SPLASHGUARDS**

Splashguards on front fenders
(for cab version).

**STEERING BRAKES**

Steering brakes have been introduced to
further reduce the turning radius.

**VERTICAL TIE-ROD AND HYDRAULIC
THIRD-POINT**

Optimizes the positioning and inclination
of the equipment.

**HYDRAULIC SUSPENSION**

Hydraulic suspension on the UNIFLEX rear
powerlift.

**ACS (Air Clean System)**

Engine cooling fan with air flow reversal.
Reduces the need for cleaning the front grille,
ensuring more constant engine cooling.

**CAST IRON REAR WHEEL FLANGES**

With six attachment points, to balance the
tractor.

**QUICK RELEASE FLAT FACED
COUPLINGS**

Easy engagement; no oil spillage and better
cleaning.

**FRONT QUICK RELEASE COUPLINGS**

Front powerlift > 6 couplings replicated on
the rear, of which 2 with double effect + 1
electronically adjustable continual delivery
and 1 simple effect.

**HYDRAULIC SYSTEM**

Electro-proportional hydraulic system controlled by joystick with double driver safety
system and integrated control unit with user-adjustable settings - 12 rear quick couplings.
External lifting control.







AIR CAB

**ROPS and FOPS homologated,
pressurised and Category 4
certified**

The AIR* cab offers maximum level operative comfort and safety. The tractor and cab's volumetric profile is harmonious and streamlined in order to grant agility and ease of movement in tight spaces and dense vegetation. To guarantee a perfect working climate there is the efficient heating and ventilation system with an integrated air-conditioning system. It has excellent all round visibility thanks to the cab's many windows on all sides along with a porthole at the same height as the pedal board providing visibility over the ground. The internal illumination allows for the tractor to be used comfortably even at night with constant control over all the functions.

The finely tuned soundproofing and the uncoupling



of the cab from the tractor's main body guarantees minimum noise levels when being driven. The operator's living space provides great freedom of movement for the legs. The powerful external lights positioned on the roof, together with the headlights on the tractor's mudguards provide a great strip of light that illuminates the ground in the day and which also allows the operator to work in conditions of pitch black. The Air cab was designed to always be "pressurised" and on request it is possible to have it Cat. 4 certified which guarantees the perfect isolation of the operator from dust, gas and aerosols in full accordance with the European legislation "**UNI-EN 15695- CAT 4**".

*optional



///AIR



» DESIGN

Integrated with the driving seat, soundproofed and thermally isolated.

» VISIBILITY

On all fronts thanks to the essential structure of the uprights, with curved windows.

ERGONOMICS

- The driving seat is ergonomic and comfortable with easy access; all the controls, positioned on the control tower of the reversible drive system, keep their drive setting even in reverse; the controls of the transmission are replicated on the armrest of the multipurpose proportional joystick JPM+(inverter; Cruise Control; speed ranges; Eco Mode Speed; suspension control, etc.).

COMFORT CERTIFICATE

- The heating and pressurisation system (Certification Cat.4: operator protection from dust, gas and aerosol) is controlled electronically with a display positioned on the cab's roof; FOPS and ROPS homologation.

PRESSURISATION

- Each purchaser can choose their optimal level of protection up to Category 4 (maximum level of operator isolation from harmful dust, gas and aerosols).

RUNNING COSTS

- The internal and external illumination system with led guarantees minimum energy consumption; up to 8 external work headlights*.



*optional





JMC

JOYSTICK MULTI CONTROLLER





The JMC™ proportional joystick (optional) has been developed in accordance with innovative design criteria to improve ergonomics and flexibility and to provide a practical means of controlling the lift and front and rear hydraulic couplers. It also allows the operator to proportionally control the flow of oil to the hydraulic couplers and the lift, thereby ensuring total control of the speed and movement of implements, as well as the raising and lowering of the lift. The result is absolute working precision.

The flow control of the hydraulic coupler with continuous flow controls the operation and speed of the hydraulic motors.

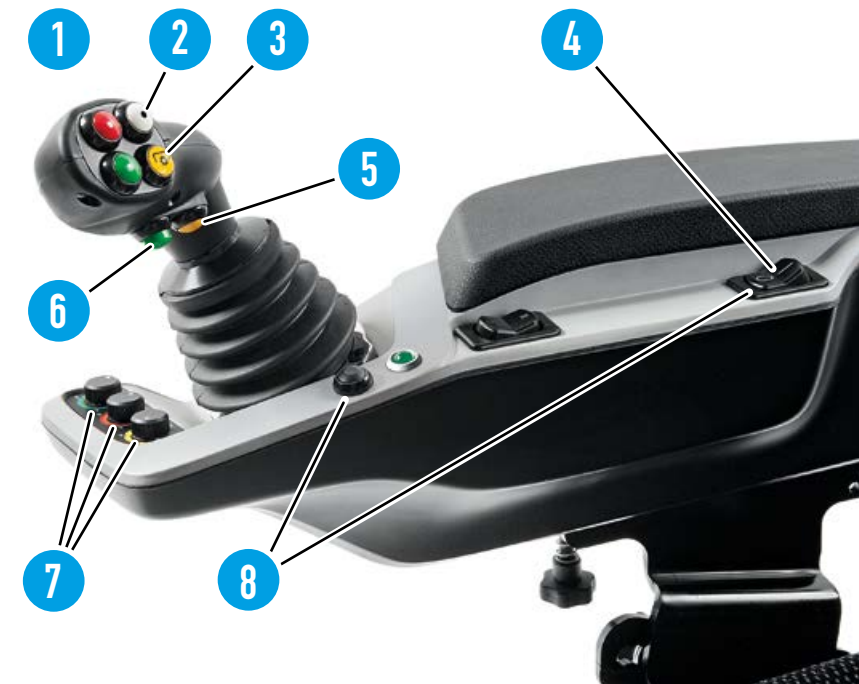
Thanks to the rate of drop control, you can set the maximum implement lowering speed without affecting the raising speed.

Flexibility to adapt to different types of application is guaranteed by the possibility to change the control functions assigned to the buttons.

So many different functions at your fingertips, and simple to use thanks to the colour-coded buttons.

JMC buttons

- 1** Control joystick
- 2** Continuous flow activation
- 3** PTO activation/deactivation
- 4** Continuous flow activation of 1 single-acting
- 5** Single-acting and electrical pulse
- 6** Lift float control
- 7** Hydraulic flow control
- 8** Activation and calibration of UNIFLEX hydraulic suspension*








UNIFLEX® SUSPENSION

The Uniflex* suspension with electronic control transfers part of the weight of the implement on the wheels. The reduced ground pressure has many benefits:

- » reduced soil compaction
- » less resistance for towing and pushing
- » more grip and stability
- » greater productivity
- » reduced fuel consumption
- » reduced oscillation during road transfer

UNIFLEX allows the implement to follow the contours of the ground, keeping the ground pressure constant, with consequent benefits for working speed and precision.





TRANSMISSION:

sixteen synchronised ratios

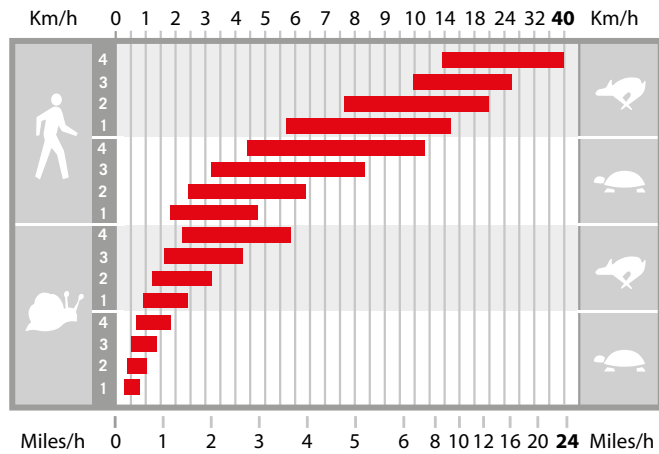
The R series models are equipped with a gearbox with helical gears, with 16 forward ratios and 16 reverse, which can also be engaged when the tractor is moving, thanks to the synchronised shuttle. The very narrow difference between one gear ratio and the next translates into smooth, fluid driving in all operating conditions

The large diameter clutch, which affords reliable, smooth operation, requires no adjustment thanks to the hydraulic control system with wear compensation.



PLUS

- + **Reliability:** long clutch life
- + **Efficiency:** wide range of ratios
- + **Comfort:** smooth engagement without jerking
- + **Savings:** reduced fuel consumption and operating costs



e-Drive Transmission

The transmission with the e-Drive* shuttle control on the steering wheel is especially practical in all those applications where frequent changes of direction are required, such as materials handling using the front fork or shovel attachments. Positioned on the left side of the dashboard, it is easy to operate, in combination with the clutch, without taking your hand off the wheel: this ensures easy changes of direction are performed in complete safety.



*optional



ENGINE:

controlled power

The four-cylinder, 98 horsepower engine installed on the SRX combines reliability, top performance and fuel economy. Moreover, the engine is perfectly integrated with the transmission through a CAN Bus connection, which allows a continuous exchange of information between the various electronic control units of the tractor. This means it is possible to optimise engine performance to obtain the best engine speed for the load.

Common Rail Turbo technology meets Stage 3B/ Tier 4 Interim standards as well Mother Regulation requirements, while maintaining the same low profile and volumetric size as the models of the previous series.



PLUS

- +** **Reliability:**
Quality of components
- +** **Performance:**
Maximum efficiency
- +** **Comfort:**
Minimum vibrations, noise, and emissions
- +** **Saving:**
Less maintenance costs
Rapid amortisation
Lower fuel consumption



TECHNICAL DATA: SRX¹⁰⁹⁰⁰ R

Chassis	"ACTIO™" – Full chassis with oscillation • Reversibility RGS™ • Articulated • 4 equal wheel drive • Front and rear final drive	
Engine Type	Diesel direct injection Common Rail with counter rotating weight system Emissions Regulations: Stage 3B N° Cylinders: 4 - 16 Valves • Turbo Displacement (CC): 3769 Power kW/HP (97/68/CE): 72,1/98 Maximum engine revs: 2400 Torque max (Nm/revs): 330/1500 Cooling: Water Tank Capacity (litres): 50	
Transmission	32-speed synchronised gearbox: 16 forward + 16 reverse gears with synchronised shuttle	
PTO	Rear, independent 540/540E rpm, synchronised in all gears Oil-immersed multiplate clutch with progressive electro-hydraulic engagement	
Shaft	Profile 1" 3/8 with 6 splines with facilitated engagement	
Transmission clutch	Hydraulic control	
Drive disengagement	Electrohydraulic control on the front	
Hydraulic system	2 double-acting remote valves + oil return 2 pumps with independent circuits	
Rear power lift	With 3 point hitch Damping function for road transfer Adjustable lifting arms with Cat. 2 quick release couplings with adjustable width Height adjustable rear towing device "EEC" type - Front towing device Operating Pressure (bar): 160 Lifting capacity (Kg): 2400	
Steering	Hydraulic steering wheel with through-rod cylinder	
Brakes	Hydraulic front/rear oil bath disc brakes; independent hydraulic rear steering brakes Automatic emergency and parking oil bath brakes on transmission	
Platform	Suspended on Silent Block	
Weight in order of speed:	With roll bar (Kg): 2130 ÷ 2230	With AIR cab (Kg): 2320 ÷ 2420



STANDARD FEATURES

• Reversible driving position with servo-assisted reversibility • Rear or front/rear differential lock with electrohydraulic control • Suspended controls • Adjustable steering wheel with reverser embedded • Adjustable, suspension seat with safety belt with automatic retractors • Forward foldable front safety roll bar with facilitator • Adjustable wheel rims • Digital multifunctional dashboard with display and diagnostic function • Engine rpm control with double memory (Cruise control) • Battery • Battery isolation switch • Electrical power point • Start inhibit switch on shuttle reverser, PTO selector and seat • Adjustable rear work spotlight

OPTIONAL


"AIR" cab FOPS and ROPS- certified cab • Soundproof platform with thermal insulation • Roof with rear skylight • 2 rear and 2 front work LED spotlights • Air conditioning system with cooler and heat exchanger and inner air re-circulation • Additional front/rear working LED lights • Suitable for category 4

• E-DRIVE transmission with shuttle control on steering wheel and electro-hydraulic range shift • Hydraulic power lift with electronic draft and position control power lift with damping • Support with six front ballast weights • Hydraulic third hitch and vertical tie-rod • Front power lift • Gearbox with PTO 540-1000 rpm • Gearbox with PTO 540-540S rpm • Hydraulic system with hydraulic pump up to 51 liters/min • Electro-proportional hydraulic system controlled by joystick with double driver safety system and integrated control unit with user-adjustable settings - 11 rear quick couplings - UNIFLEX hydraulic suspension on the rear power lift with control and settings on display • Quick release couplings Cat. 1 • Pneumatic seat • Pair of front/rear ballasts • Cast iron wheel flanges for 20" rear wheels • Front bullbar • Front lamp guards • ACS fan with reversible air flow to clean the radiator • Splashguards on front fenders • Wide fenders • "Superbrake" braking system • Steering brakes



DIMENSIONS



				
9.5 R20	300/70 R20	280/85 R20	320/70 R20	320/65 R18
E 245	300	275	320	320

						
340/65 R18	33x12.50-15	400/55-22.5				
E 345	345	400				

Wheels

Dimensions (mm)

Front/Rear	A	B	C	D	F	G	H**	I	L*	M	N*	O
9.5 R20	3635÷4080	1255	1605	775÷925	2180	239	1722	2360	1080	835	1080	835
300/70 R20	3635÷4080	1255	1605	775÷925	2180	239	1722	2360	1240	945	1240	945
280/85 R20	3635÷4080	1255	1605	775÷925	2205	258	1741	2385	1200	895	1200	895
320/70 R20	3635÷4080	1255	1605	775÷925	2205	253	1735	2385	1225	905	1225	905
320/65 R18	3635÷4080	1255	1605	775÷925	2145	205	1733	2325	1215	895	1215	895
340/65 R18	3635÷4080	1255	1605	775÷925	2145	219	1702	2325	1280	940	1280	940
33x12.50-15	3635÷4080	1255	1605	775÷925	2130	184	1667	2310	1260	895	1260	895
400/55-22.5	3635÷4080	1255	1605	775÷925	2205	255	1735	2385	1350	950	1350	950

*Min. external width

**Height calculated with the operator of average height sitting (cm/in 175/68.9)

SAT:

Customer Service Team



ANTONIO CARRARO® ORIGINAL SPARE PARTS AND ASSISTANCE

The AC dealer network utilizes modern equipment and instruments that have been especially designed and built for maintenance work on AC tractors. The technicians at every authorised dealership periodically attend technical training courses at the Parent Company's facilities. Each authorised workshop employs highly qualified staff and provides an extensive range of services in order to offer its Customers maximum peace of mind and total protection. AC dealers can give their Customers information on all the services related to the care of AC tractors.

AFTER-SALES SERVICE

Thanks to the capillary network of dealers and the competence of the Service Managers, the Parent Company can assure all-around skills. With the right maintenance work, every AC tractor will continue to provide excellent performance throughout its operating lifetime.

ORIGINAL ANTONIO CARRARO SPARE PARTS

Original Antonio Carraro Spare Parts is a registered trademark. The elevated standards of design and the stringent tests carried out during the entire production process assure maximum quality levels. With Original AC Spare Parts, Customers can be certain of maintaining tractor performance unaltered over time, thus preserving the safety and the value of the tractor.



XG MAXIMUM PROTECTION: 4 years without worries!

As a proof of its reliability, Antonio Carraro offers, in addition to its two-year standard warranty, an extension of warranty coverage up to three or four years, called **EXG Maximum Protection**. At the time of purchase or within the first 24 months of the tractor's life (during which all scheduled maintenance services must be performed as recommended in the AC Use and Maintenance Manual), Customers may apply for either a three- or four-year extended warranty, according to their needs. Whatever coverage they choose, Customers are recommended to have all



service performed at any of the **authorised locations of our global dealer network**, where repairs will be carried out by highly qualified personnel using only **AC Original Spare Parts**. In case of sale of the tractor, the warranty coverage may be transferred to the new owner.







N° 1 SPECIAL TRACTORS

ANTONIO CARRARO SPA
Via Caltana, 24
35011 Campodarsego Padova ITALY
info@antoniocarraro.it
antoniocarraro.it

DEALER:

